



## Microsoft Dynamics Nav

### Fact Sheet

“Integrated Business Solution for Bearing Manufacturing Industry ”

## Manufacturing Samadhan ERP

Tried, tested, trusted and bearing ready world class solution to help you meet customer expectation and be profitable while you do so.

### Overview

**Country or Region:** India

**Industry:** Bearing Manufacturing

### Typical Customer Profile

Manufacturing companies predominantly serving the automobile companies.

### Business Situation

Bearing manufacturing companies need to design their manufacturing and fulfillment logistics to the exact needs of their customers in OEM as well as the replacement markets. Annual plan, three month rolling plans and ongoing adaptations are required to meet the volatile markets. Material and production planning has to match the requirements of the industry.

Emails, excel sheets, accounting software, SMSs and endless phone calls, conferences and visits to meet customers and suppliers is the order of the day.

The businesses cry for an integrated system which will help them get a hold on information, which in turn can help them serve their customers to the exactitude demanded.

### Solution

A software solution created on a world class business suite, Microsoft Dynamics Nav. Totally integrated, scalable, reliable and customizable. Affordable and maintainable.

“Getting all informations about the manufacturing system in one repository, intelligently linked with each other and available online and real time is a dream all manufacturing managers have. Microsoft Dynamics Nav, world class, comprehensive and yet customizable has helped us deliver immense value to our customers.”

**Shantanu Tiwari**, Director, Samadhan

Manufacturing Samadhan ERP addresses the unique needs of the industry by giving a full control on the operations of a typical manufacturing company.

While the software is being used for the day to day working, Microsoft Dynamics Nav as a reliable and integrated framework manages the inventory, purchase, sales, quality, plant maintenance, customer relationships, collectable control, finance, subcontracting and payroll and meets the statutory requirements of the business.

The natural integration of the solution with Microsoft Office which includes Microsoft Excel and Microsoft Outlook (the communication interface) helps the organization in leveraging the information in the integrated solution in multiple ways.

The ease with which add on components like EXIM, biometric attendance, business intelligence can be added gives the comfort to the organization that the solution will grow in number of users as well as in functionality to accommodate the growing needs of a growing organization.

## Critical Concerns:

- Meeting delivery timelines
- Getting a hold on the operations.
- Managing quality
- Item traceability
- Managing plant maintenance
- Handle HR and payroll in an integrated manner
- Managing the subcontracting easily
- Bringing predictability and control in buying
- WIP Monitoring
- Integration
- Despatch and invoicing management
- Managing multiple locations through one software
- Staying in touch with the information all the time from any where
- Staying profitable

## The entire material chain is quality enabled

Facility to create specifications and assays out of specification is available. The incoming raw material, subcontracted work, work in progress as well as the finished goods can be quality enabled.

The quality enabled material will pass to the next stage only after the quality test as per a sampling plan decided. The data sheet for each test is logged and forms the basis of acceptance or rejection (partial or full).

SPEC00003 · SCE188

General

Spec ID:  ... Sampling Plan:

Description:  Status:

Remarks:

Specification Subform

Character Code	Description	Sampling Code	Normal Value (Num)	Min. Value (Num)	Max. Value (Num)	Normal Value (Char)	Min. Value (Char)	Max. Value (Char)	Inspection Group Code	Unit Of Measure Code	Qualit...
D.D.	34.955/35.015	COMPONE...	34.955	34.955	35.015				DIM&METR	MM	<input type="checkbox"/>
WIDTH	14.25/14.55	COMPONE...	14.4	14.25	14.55				DIM&METR	MM	<input type="checkbox"/>
E.C.	OK WITH GO NO GO	COMPONE...							DIM&METR	MM	<input type="checkbox"/>
HARDNESS	710-930	COMPONE...	820	710	930				DIM&METR	HV	<input type="checkbox"/>
VISUAL	Free from rust & marks	COMPONE...							DIM&METR		<input checked="" type="checkbox"/>

## Purchase order with full functionalities

The standard processes have been already configured while you have an option to create new ones and update the data on existing processes.

The status of the purchase order, authorization cycle, gate pass creation, linking with inspection data sheet, short closing etc. are found very useful features.

PO00017 · 3A INDUSTRIAL AUTOMATION

General

No.:  ... Order Date:

Buy-from Vendor No.:  Document Date:

Buy-from Contact No.:

Buy-from Vendor Name:  Vendor Order No.:

Buy-from City:  Vendor Shipment No.:

Structure:

Vendor Invoice No.:

Posting Date:  Status:

Vendor Statistics

Vendor No.:

Balance (LCY):

Outstanding Order...

Ant. Rcd. Not Inv...

Outstanding Invoic...

Total (LCY):

Overdue Amounts ...

Vendor History - Buy-fro...

Vendor No.:

Quotes:

Blanket Orders:

Orders:

Invoices:

Return Orders:

Credit Memos:

Pstd. Return Shipments:

Pstd. Receipts:

Pstd. Invoices:

Pstd. Credit Memos:

Notes

Click here to create a new note.

Lines

Type	No.	Q..	Q..	Qty. Sending T...	Quantity Rejec...	Qty. Sent To Q...	Qty. Sending T...	Quantity Acce...
Item	10000001	<input type="checkbox"/>	<input type="checkbox"/>	0.00	0.00	0.00	0.00	0.00

Invoicing:  |

Shipping:

Foreign Trade:

E-Commerce:

**One solution to cover all aspects of business**

- Financial Management
  - General Ledger
  - Cash Management
  - Receivables
  - Payables
  - Fixed Assets
  - Inventory
    - Letter of Credit
    - Periodic Activities
    - Report List
- Sales & Marketing
  - Sales
  - Order Processing
  - Marketing
  - Inventory & Pricing
- Purchase
  - Planning
  - Order Processing
  - Inventory & Costing
  - Periodic Activities
- Warehouse
  - Orders & Contacts
  - Planning & Execution
  - Goods Handling Order by Order
- Manufacturing
  - Product Design
  - Capacities
  - Planning
  - Execution
  - Costing
  - Periodic Activities
- Human Resources
- Administration
  - IT Administration
  - Application Setup
- Subcontracting
  - Subcontracting Order
  - Subcontracting Invoice
  - Subcontracting Process
  - Reports
- Store
  - Processing
  - Reports
- CEO Dashboard
  - Accounts
  - Sales
  - Subcontracting
  - SMS

### Stock Statement Register

Item Code	Item Name	Unit	Opening		Receive		Issue		Closing		Rate
			Quantity	Value	Quantity	Value	Quantity	Value	Quantity	Value	
212GFB	CHESTERFIELD BIG PATTI PULLER BRAN	PCG	0	0.00	900	9,000.00			900	9,000.00	10.00
212GFE	NO.5 RC PULLER BRASS ANTK FOR PR	PCG	0	0.00	300	1,200.00			300	1,200.00	4.00
212GFH	NO.5 METAL PULLER B ANTK FOR PR	PCG	0	0.00	900	4,734.00			900	4,734.00	5.26
213PZA	5 NO METAL ZIPPER BIANT KHAKI	MT	0	0.00	333	16,660.00			333	16,660.00	50.00
215ABE	NO.5 ZIPPER KHAKI	YARD	0	0.00	76	366.26			76	366.26	4.7604
223GBA	CHESTERFIELD LOGO BRASS ANTK	PCG	0	0.00	300	3,900.00			300	3,900.00	13.00
227PB	TKT 20 OFF WHITE NO. Z0545	PCG	0	0.00	30				30	0.00	0.00
Inventory Posting Group Total: FITTING				0.00		112,802.78		680.00		112,222.78	
Inventory Posting Group: LEATHER											
3045WK	KHAKI WILD STONE	SQFT	0	0.00	3,837				3,837	0.00	0.00
Inventory Posting Group Total: LEATHER				0.00		0.00		0.00		0.00	
Inventory Posting Group: LINING											
219DMP	BROWN DOFA PRINT	MT	0	0.00	414	22,356.00			414	22,356.00	54.00
Inventory Posting Group Total: LINING				0.00		22,356.00		0.00		22,356.00	
Inventory Posting Group: OTHMAT											
201CFC	20COTTON WEIVING TAPE KHAKI	MT	0	0.00	300				300	0.00	0.00
216AGA	GREY BOARD MEDIUM	PCG	0	0.00	21	94.35			21	94.35	4.49394
216ALC	FLEXIBLE BOARD 4 M.M	PCG	0	0.00	15	998.40			15	998.40	66.55909
216BAF	SPONGE 4 M.M	MT	0	0.00	54	2,916.00			54	2,916.00	54.00
216CAH	P.P FOAM 6 MM	MT	0	0.00	27	901.26			27	901.26	33.37955
216CHG	20COTTON WEIVING TAPE KHAKI THE CH	MT	0	0.00	108	148.00			108	148.00	2.00
216CWT	1 1/2 COTTON WEAVING TAPE BLK	MT	0	0.00	462	4,158.00			462	4,158.00	9.00
216DAA	1 MM RUBBER	PCG	0	0.00	18	655.20			18	655.20	36.40
216DAC	3 MM RUBBER	PCG	0	0.00	12	420.00			12	420.00	35.00
216EAB	FUSING PAPER THICK	MT	0	0.00	60	1,310.40			60	1,310.40	21.8404
216ECM	ECOSTICK MILK	KG	0	0.00	4	1,748.00	1	437.00	3	1,311.00	437.00

**Traceability**

The entire material chain from purchase to finished goods and from finished goods to raw material can be tracked by solution.

Item traceability is an explicit requirement of all OEM customers. It also gives an extra information edge to acquire more customers.

Purchase ...		Item Trac...	Undefined
Quantity . . . . .	3,542	3,542	
Qty. to Handle . . . . .	0	3,542	-3,542.00
Qty. to Invoice . . . . .	0	3,542	-3,542.00
Item Tracking Code . . . . .	LOT	Lot specific tracking	
Availability, Lot No.	Lot No.		
		Quantity (Base)	Qty. to Handle (B... Invoice (...)
		410	3,542 3,542 3,542

**Tools calibration**

Item No.	Description	Type	Group	Frequency of Calibra...	Last Calibratio...	Status	Next Calibratio...	Spec ID	Remarks
10009696	OD MASTER HK 1712	GAUGE	OD MAS	12	03/05/10	OK	03/05/11	SPEC00719	
10009697	OD MASTER SCE 2012	GAUGE	OD MAS	12	03/05/10	OK	03/05/11	SPEC00720	
10009698	OD MASTER SCE 108	GAUGE	OD MAS	12	03/05/10	OK	03/05/11	SPEC00721	
10009699	OD MASTER SCE 188	GAUGE	OD MAS	12	03/05/10	OK	03/05/11	SPEC00722	
10009700	OD MASTER SCE 1612	GAUGE	OD MAS	12	10/10/08	OK	10/10/09	SPEC00723	
10009701	OD MASTER HK 1010	GAUGE	OD MAS	12	08/09/08	OK	08/09/09	SPEC00724	
10009702	OD MASTER H0810	GAUGE	OD MAS	12	09/06/08	OK	09/06/09	SPEC00725	
10009703	OD MASTER HK 10 14.5 12	GAUGE	OD MAS	12	17/12/09	OK	17/12/10	SPEC00726	
10009704	OD MASTER HN 12 20 12	GAUGE	OD MAS	12	06/03/09	OK	06/03/10	SPEC00727	
10009705	OD MASTER HK 1212	GAUGE	OD MAS	12	14/02/10	Not OK	14/02/11	SPEC00728	
10009706	OD MASTER BU 1015 A	GAUGE	OD MAS	12	01/04/09	OK	01/04/10	SPEC00045	
10009717	Outside Flat Micrometer	GAUGE	MICROM...	12	13/02/10	Not OK	13/02/11	SPEC00749	
10009724	ROTATION RING	GAUGE	ROTAT...	3		OK		SPEC00730	
10009726	T.P. RING KKB 121613	GAUGE	ROTAT...	3	09/12/10	OK	09/03/11	SPEC00924	
10009736	ROTATION RING KKB 121613	GAUGE	ROTAT...	3	09/12/10	OK	09/03/11	SPEC00730	
10009737	ROTATION TEST RING KKB 141817.5	GAUGE	ROTAT...	6		OK		SPEC01051	
10009740	ROTATION TEST ARBOR KKB 141817.5	GAUGE	ROTAT...	6	09/03/10	OK	09/09/10	SPEC00760	

Inspection Date	Next Due Date	Sl. No.	Parameter	Specification	Observation	Remarks	Inspected By	Approved By
09/06/08		1	O.D.	12.015/12.02	12.019		RAKESHR	
		2	OVALITY	.002			RAKESHR	
		3	TAPER	.002			RAKESHR	
		4	PARALELISM	.005			RAKESHR	
		5	WIDTH				RAKESHR	
		6	VISUAL	FREE FROM DAMAGE BURR,R...			RAKESHR	
		0						

**Statutory reporting needs – fully covered**

- Sales Tax Reporting
  - Central Sales Tax
- Excise Reporting
- TDS Reporting
  - TDS 16A
  - TCS Reporting
  - TDS Receivable from Customer
    - TDS Certificate Summary
    - TDS Certificate Receivable
- VAT Reporting
  - InterState Sales and Purchases
  - IntraState Sales and Purchases
  - Purchase Book VAT
  - Sales Book VAT
  - VAT Settlement
  - VAT Deferment
  - VAT Credit Carried Forward
  - Delhi VAT
  - Maharashtra VAT
- Service Tax Reporting
  - Form ST-3
  - Input Service Details
  - Service Tax Register
  - Service Tax Credit Register
  - Service Tax on Advance Payment
  - Input Service Distribution Register
  - Service Tax Distribution Invoice/Challan
- Fringe Benefit Tax

**Pending indents status**

Document No.	No.	Description	Unit of Measure ...	Quantity	Inventory	Expected Receipt ...
IND 1000202	10011057	PUSH SWITCH DIA 13.5MM NO TYPE 5A FOR ED1	NO	4	0	01-06-10
IND 1000237	10000490	MISCELLANEOUS KNOB	NO	40	0	09-06-10
IND 1000246	10009918	SOCKET HEAD ALLEN BOLT, M 4X12	NO	200	0	14-06-10
IND 1000246	10009900	ALLEN HEAD BOLT M 5 X 35	NO	200	0	14-06-10
IND 1000246	10009906	ALLEN HEAD BOLT M 6 X 35	NO	200	0	14-06-10
IND 1000246	10009595	SOCKET HEAD CAP SCREW, M 8 X 20	NOS	200	0	14-06-10
IND 1000246	10009912	ALLEN HEAD BOLT M 8 X 40	NO	200	0	14-06-10
IND 1000246	10009913	ALLEN HEAD BOLT M 8 X 60	NO	200	0	14-06-10
IND 1000246	10009917	ALLEN HEAD BOLT M 10 X 60	NO	100	0	14-06-10
IND 1000247	10010100	KEY NUT M4	NO	100	0	14-06-10

**480 minutes accounting**

Each resource is available for 8 hours and hence 480 minutes. This time is fully accounted for through the shift summary report so that unproductive time is identified and acted upon.

There cannot be a better focus on removing waste and also identifying reasons for which a resource was sitting idle.

SNL Bearing Ltd.		Plant : Ranchi		Dept. : DEP002		Shift Summary		Date 01-02-08..01-03-09																					
Sn.	Opnr. Name	Sn. Code	Shift	M / C	Opn. Code	Size	Work Order No.	Good Quantity	Prod. Min.	Lost Time																			
										NS	RS	NT	TR	UI	UM	UN	NP	NO	NM	UD	MI	Oth	DA	DM	Qi	Tota			
<b>Posting Date 01-12-08</b>																													
1	PRABHAT PRASAD	SN077	g	SD3-I	20	C.G SHELL SCE1212	S0810013	3,700	310	0	0	0	0	0	0	0	0	0	0	0	0	0	0	0	0	0	30	0	
2	MANGAL DEO	SN135	g	SK4	40	C.G SHELL SCE1212	S0810013	500	40	0	20	0	0	0	0	0	0	0	0	0	0	0	0	0	0	0	0	0	
<b>Posting Date 02-12-08</b>																													
3	PRABHAT PRASAD	SN077	g	SD2	20	C.G SHELL SCE1212	S0810013	5,700	0	0	0	0	0	0	0	0	0	0	0	0	0	0	0	0	0	0	0	0	
4	SHALINDRA PAND	SN136	g	SD4-I	40	C.G SHELL SCE1212	S0810013	3,000	230	0	90	0	0	0	0	0	0	0	0	0	0	0	0	0	0	0	0	30	130
<b>Posting Date 03-12-08</b>																													
5	PRABHAT PRASAD	SN077	g	SD3-I	20	C.G SHELL SCE1212	S0810013	5,300	400	0	10	0	0	0	0	0	0	0	0	0	0	0	0	0	0	0	0	30	0
6	SHALINDRA PAND	SN136	g	SK4	40	C.G SHELL SCE1212	S0810013	3,100	240	0	60	50	0	0	0	0	0	0	0	0	0	0	0	0	0	0	0	30	150
7	SHALINDRA PAND	SN166	g	SA1	70	C.G SHELL SCE1212	S0810013	6,400	200	90	0	0	0	0	0	0	0	0	0	0	0	0	0	0	0	0	0	30	60
8	SHALINDRA PAND	SN015	g	Manual Shell visual	90	HK1612	S0810005	1,800	0	0	0	0	0	0	0	0	0	0	0	0	0	0	0	0	0	0	0	30	90
<b>Posting Date 04-12-08</b>																													
9	SHALINDRA PAND	SN136	g	SK4	40	C.G SHELL SCE1212	S0810013	3,000	240	0	60	0	0	0	0	0	0	0	0	0	0	0	0	0	0	0	0	30	150
10	SHALINDRA PAND	SN166	g	SA1	70	C.G SHELL SCE1212	S0810013	6,800	210	0	0	0	0	0	240	0	0	0	0	0	0	0	0	0	0	0	0	30	0
11	CHAMAR SINGH M	SN110	g	SP1	40	C.G SHELL SCE1212	S0810013	3,000	390	0	0	0	0	0	0	0	0	0	0	0	0	0	0	0	0	0	0	30	0
<b>Posting Date 05-12-08</b>																													
12	SHALINDRA PAND	SN136	g	SK4	40	C.G SHELL SCE1212	S0810013	4,000	310	0	60	0	0	0	0	0	0	0	0	0	0	0	0	0	0	0	0	30	80
13	SHALINDRA PAND	SN166	g	SA1	70	C.G SHELL SCE1212	S0810013	2,800	90	90	0	0	0	0	270	0	0	0	0	0	0	0	0	0	0	0	0	30	0
14	CHAMAR SINGH M	SN110	g	SP1	80	C.G SHELL SCE1212	S0810013	4,200	450	0	0	0	0	0	0	0	0	0	0	0	0	0	0	0	0	0	0	30	0
15	CHAMAR SINGH M	SN015	g	Manual Shell visual	90	SHELL BK1312	S0811001	5,800	0	0	0	0	0	0	0	0	0	0	0	0	0	0	0	0	0	0	0	30	90

**Stage wise WIP**

Stage Wise WIP Valuation					
					4. May 2012
					Page 5
					SADAF
Description	Stage No.	Stage	WIP Quantity	Rate	Cost
<b>Order No. B0210006 Issue Qty. 26,086</b>					
C.G SHELL F82852		RM	16,289.00	39.55	19,764.50
F82852	WC009	Washing	0.00	39.55	0.00
F82852	WC040	CG Filling	0.00	40.12	0.00
F82852	WC041	Flanging	0.00	40.69	0.00
F82852	WC023	100% Visual	9,797.00	40.82	399,913.54
F82852	WC012	Inspection	0.00	40.85	0.00
F82852	WC009	Washing	0.00	40.87	0.00
F82852	WC050	Post Greasing	0.00	41.03	0.00
F82852	WC039	Packing	0.00	41.16	0.00
<b>Total</b>			<b>26,086.00</b>		<b>419,678.04</b>

### Keep an eye on each customer

	This Period November	This Year
Sales (LCY)	0.00	122,685.00
Original Costs (LCY)	0.00	8,582.00
Original Profit (LCY)	0.00	114,103.00
Original Profit %	0.0	93.0
Adjusted Costs (LCY)	0.00	8,582.00
Adjusted Profit (LCY)	0.00	114,103.00
Adjusted Profit %	0.0	93.0
Cost Adjmt. Amounts (LCY)	0.00	0.00
Inv. Discounts (LCY)	0.00	0.00
Inv. Amounts (LCY)	0.00	122,685.00
Reminder Amounts (LCY)	0.00	0.00
Fin. Charges (LCY)	0.00	0.00
Cr. Memo Amounts (LCY)	0.00	0.00
Payments (LCY)	0.00	0.00
Refunds (LCY)	0.00	0.00
Other Amounts (LCY)	0.00	3,811,962.00
Pmt. Discounts (LCY)	0.00	0.00
Pmt. Disc. Tol. (LCY)	0.00	0.00
Pmt. Tolerances (LCY)	0.00	0.00

### Control subcontracting, your weakest link in supply chain

SUBCON000039 · VSCP

Subcontractor Name: VSCP      Requested Receipt Date:

Structure:       Promised Receipt Date:

Posting Date: 15/07/2010      Expected Receipt Date:

Subcontractor Shipment No.: FAB/000750/10.11

Type	No.	Article No.	Sale Order No.	FG Item No.	WC No.	RM Item No.	No. Of Parts	Description
G/L Account	404906	731042	SO0033	33382072A	WC00005		0.00	FABRICATION

**Status**

Item No.	Posting Date	Document No.	Loc... Code	Sent Quantity	Colour Code
201PDH	01/07/2010	PSSEND000017	RM	-100	
202PDA	01/07/2010	PSSEND000017	RM	-50	

**Receive Status**

Subcontracti... Send Doc No	Item No.	Posting Date	Docum... No.	Locat... Code	Rec... Qu...	Colour
PSSEND000017	33382072A	19/09/2...	PREC00...	FABRI...	50	A

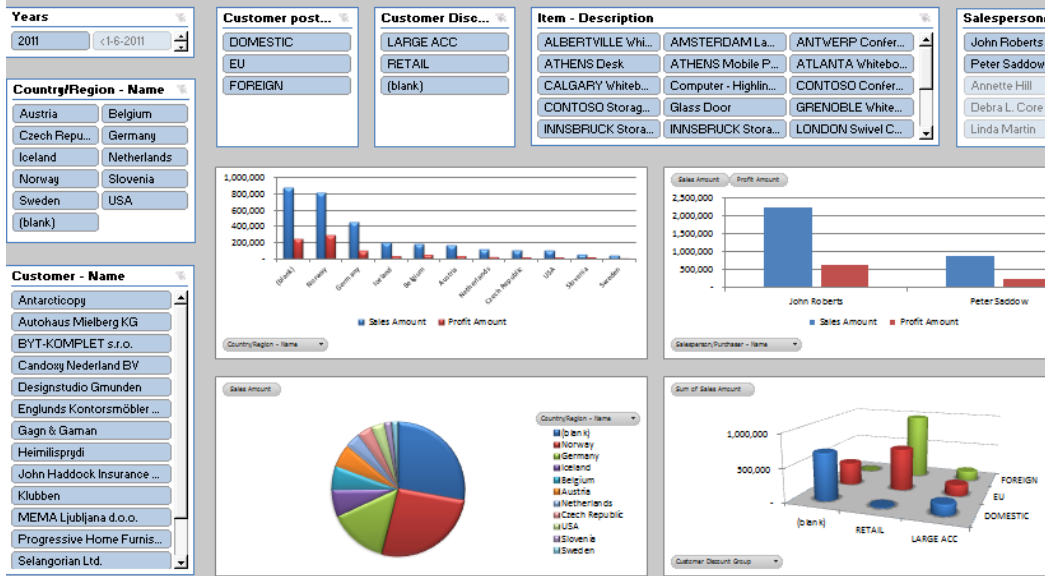
### Cash flow makes a BIG difference to business, bigger difference to smaller businesses

Since all transactions are conducted from one single solution you have an up-to-date information about who owes you how much, when and who you owe to, how much and when. Knowing in

Period Start	Period Name	Cust. Balances Due	Vendor Balances Due	Receivables-Pay...
01/03/2010	March	0.00	0.00	0.00
01/04/2010	April	0.00	0.00	0.00
01/05/2010	May	0.00	0.00	0.00
01/06/2010	June	9,555,356.07	34,885,257.41	-25,329,901.34
01/07/2010	July	0.00	20,447.50	-20,447.50
01/08/2010	August	0.00	2,678.79	-2,678.79
01/09/2010	September	122,685.00	794.30	121,890.70
01/10/2010	October	0.00	0.00	0.00

Business intelligence – simple, graphical, intuitive, parameterized and hence immensely useful.

### Sales Dashboard



### KEY PERFORMANCE METRICS

01/01/2011..01/31/2011

Profitability Indicators		Target
Net Income for Period	(34,743,452)	(37,202,730)
Gross Margin	-57%	-65%
Profit Margin	-57.6%	-65.0%

Liquidity Indicators	
Current Ratio	1.04
Quick Ratio	0.72

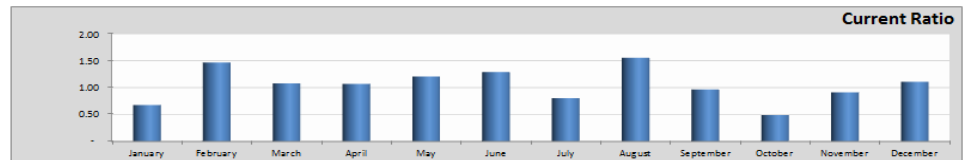
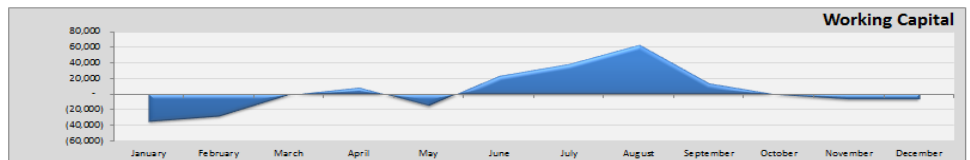
Solvency Indicators	
Interest cover	-
Debt Ratio	80%
Debt to Equity	392%
Capitalization Ratio	29%

Operating Performance Ratios	
Working Capital Turnover	77.8
Fixed Asset Turnover	8.7
Total Asset Turnover	2.5

### Working Capital & Current Ratio

Report Date 11-04-12

	2011											
	January	February	March	April	May	June	July	August	September	October	November	December
<b>Current Assets</b>	74,405	(90,939)	(16,110)	136,096	(32,528)	101,144	(155,777)	174,615	(363,170)	1,015	72,525	(72,789)
<b>Current Liabilities</b>	109,902	(62,118)	(14,989)	127,587	(76,890)	78,566	(193,757)	112,467	(376,168)	2,070	79,494	(65,841)
<b>Working Capital</b>	(35,497)	(28,821)	(1,121)	8,508	(15,636)	22,579	37,980	62,148	12,998	(1,055)	(6,969)	(6,948)
<b>Current Ratio</b>	0.68	1.46	1.07	1.07	1.20	1.29	0.80	1.55	0.97	0.49	0.91	1.11



### Profitability reported to you from all angles – to help you chase it

Item profitability view, on an ongoing basis, for a customer, for a period, broken up into any level of details with drill downs to the last transaction is available on a click of the mouse.

Item Statistics Matrix	
Name	Total Amount
Sales (LCY)	12,000
COGS (LCY)	-1,051.8
Non-Invntbl. Costs (LCY)	0
Profit (LCY)	10,948.2
Profit %	91.24

#### Articulated need

- One integrated information system to meet the information needs of all parts of the organization.
- Easy to implement, easy to use, secure, proven, stable, scalable, world-class solution.
- One integrated solution for all units existing
- Add locations to the same information system as they keep coming up.

- Achieve fast growth and sustain it
- Manage all business interfaces with ease

### Benefits

The solution provides a fully integrated business management solution that automates and integrates financial information, inventory, project management, purchase, sales, and payroll functionalities.

- Enhanced capacity to handle higher volumes and more diverse activities
- Transparency
- Budget/estimate control
- All activities are reported and the results of the activity is available for scrutiny
- Manage the finance better
- All locations part of the same information system
- Software is not person dependent
- Have a software which is “ stable format”
  - No holiday
  - No mistake
  - Dependable
  - Change of manpower is easier
- Role based ‘User Level Security’ in Software
- ‘Direct mailing facility and SMS facility’ from the software
- Controlled & restricted visibility of related data
- Delegated working as against hands on management with requisite control on business processes

#### The Microsoft Dynamics Nav edge

Microsoft Dynamics NAV features a built-in development environment in addition to a flexible architecture, facilitating an easy customization and extension of core capabilities. It delivers value by increasing process efficiency, enhancing workforce productivity, cutting operating costs, boosting employee and customer satisfaction and enabling better and faster decisions.

#### Profitability

A transparent information system helps in arriving at order wise, customer wise, item wise profit/ loss. The actual costs against estimation done at the planning can be seen on the click of a mouse.

#### Dramatic reduction in the need for direct supervision

This helps the promoters is delegating with comfort. They can now employ their entrepreneurial resources where it is used in the best manner rather than using them on running the mundane aspects of business.

#### Inter site material transfer

Monitoring and control of inter site material transfer is very critical.

#### Document management

Manufacturing Samadhan ERP has facility to assist in storing of document in the relevant context. This can be used to keep item related, customer related, vendor related document within the solution for easy access and use.

#### Traceability

With increasing concern on quality, backward and forward item traceability is provided for in Manufacturing Export Samadhan.

#### **Statutory reports**

Compliance is easy as all reports are automatically created as the transactions are held in the organization.

#### **Provides Seamless Integration**

"Manufacturing Samadhan ERP on Microsoft® Dynamics™ NAV provides with total integration on almost every aspect of your business.

It is stable, fast, and if necessary, can be customized quickly and easily even by your IT staff. As a fully integrated solution, Manufacturing Samadhan ERP on Dynamics NAV can help you control all business processes through one application. This can eliminate redundant processes and dramatically reduce the company's paper trail.

#### **Enhances Stability and Security**

The sophistication and scalability of the Microsoft solution helps you to keep pace with the company's growth plans and industry norms and standards. The secure, integrated business solution provides reliable information to make critical business decisions.

#### **Increases Productivity**

Productivity levels increase due to automated processes and streamlined operations. With relevant information available to employees, you see increased efficiency, effectiveness, and responsiveness within 2 months of going live on the solution. It is estimated that you can easily save 3 to 4 man years as employees are able to collaborate more effectively and contribute efficiently towards their job due to access to the right information at the right time.

#### **Improves Speed and Access to Information**

Manufacturing Samadhan ERP on Microsoft® Dynamics™ NAV improves the speed of

obtaining information. The biggest benefit is that Microsoft® Dynamics™ NAV provides consistent, accurate information you can analyze.

There is no need to consolidate data from various systems in order to obtain the required report. Access to up-to-the minute data ensures accurate planning and decision making.

#### **Enhances Business Decision Making**

Manufacturing Samadhan ERP provides realtors with better visibility of its business. They can now extract the right information at the right time to make informed business decisions. Knowing the data is consistent and accurate across the company makes it easier to manage the business more effectively.

#### **Remote connectivity**

The software can be accessed from anywhere using internet. This means that all the sites can use internet to update work progress daily and the travelling executives and sales persons have a ready access to the data needed by them to conduct the business effectively.

#### **And the solution is still customizable**

Though Manufacturing Samadhan ERP is a very comprehensive and integrated solution, it has capacity to be enhanced and customized to meet the specific needs of the particular customer.



## For More Information

For more information about Microsoft products and services, call the Microsoft Sales Information Center at (800) 426-9400. In Canada, call the Microsoft Canada Information Centre at (877) 568-2495. Customers who are deaf or hard-of-hearing can reach Microsoft text telephone (TTY/TDD) services at (800) 892-5234 in the United States or (905) 568-9641 in Canada. Outside the 50 United States and Canada, please contact your local Microsoft subsidiary. To access information using the World Wide Web, go to: [www.microsoft.com](http://www.microsoft.com)

For more information about Manufacturing Samadhan and services, call 92040 66516 or visit the Web site at: [www.samadhanindia.com](http://www.samadhanindia.com)

### Software and Services

- Microsoft Dynamics
  - Microsoft Dynamics NAV
- Microsoft Windows Server 2008

### Hardware

- IBM compatible servers

### Partner

- Samadhan

## About Samadhan

Samadhan is a Microsoft Gold Certified Partner specializing in ERP implementation, and has expertise in providing state-of-the-art and innovative Infotech solutions for real estate, educational institutions, auto ancillaries, sales and distributions, retail, power plants, sea food, hospitals and similar industries.

An Information Technology Consulting Company set-up in 1989 in India, it is a leading solution provider in Eastern India.

## Microsoft Dynamics

Microsoft Dynamics is a line of integrated, adaptable business management solutions

# SAMADHAN

Integrated Business Solutions for *You*

### Kolkata office:

C/O, Cyber Swift Pvt. Limited  
Flat No.5, 5 B Merlin Links,  
166 B, S P Mukherjee Road,  
Kolkata 700026

### Registered office:

806, Mahabir Tower, Main Road, Ranchi  
India 834001  
Phone: 92040 66516  
[www.samadhanindia.com](http://www.samadhanindia.com)  
Email: [info@samadhanindia.com](mailto:info@samadhanindia.com)

# Microsoft®

